

GPC Rules And Handbook

03/01/2021



Table of Contents

Article I Weigh-off sites and club/group	
General Weigh Off Form	4
How to measure a fruit	5
GPC Weigh Off ALL Fruit Visual Inspection	10
Article I	12
Article II Fruits and Growers	13
Article III Awards	15
Article IV Weigh-off Dates and Mileage Requirements	15
Specific Judging Criteria	16
Giant Pumpkins and Squash	
Howard Dill Award	21
Bushel Gourd	14
Field Pumpkin	23
Long Gourds	25
Marrow	27
Tomato	30
Virtual Early Tomato Weigh off	32
Watermelon	35

This Official GPC Handbook supersedes all previous versions of Handbooks forthwith.

This GPC Handbook will be reviewed annually by the GPC Steering Committee and revised as the GPC Committee deems necessary.



MISSION STATEMENT: *The Great Pumpkin Commonwealth's (GPC) mission is to cultivate the hobby of growing giant fruits and vegetables throughout the world by establishing standards and regulations that ensure quality of fruit and vegetables, fairness of competition, recognition of achievement, fellowship and education for all participating growers and weigh-off sites.*

For what we Grow Today, WE shall GROW Bigger tomorrow.

Introduction

The GPC represents the standard of fair and equal competition for all participating growers and sites without prejudice. Herein are the rules and regulations for competition at GPC sanctioned sites.

This is a guide to assist with your weighoff. We have tried to cover all the “frequently asked questions” and also supply some helpful instruction on running your event.

Some sites have a pre-registration for their weigh offs; this is an option any site can use in determining the number of entrants there will be.

Any site may use our example of the entry form and modify however they wish. It is based on the data entry program on BP, which will make it easier for those working to enter the data for the site.

This can be found on page 2 of this handbook. The link for the BP software is sent out to the designated representative for the site before the contest by Ken on BP.

It is a huge benefit to have all the correct information about the grower/growers and their fruit. It is recommended that all the fields be populated for concise information about the entrée.

GENERAL WEIGH-OFF ENTRY FORM

Grower Information					
** First Name:	<input type="text"/>				
** Last Name:	<input type="text"/>				
Address:	<input type="text"/>				
	<input type="text"/>				
** City:	<input type="text"/>				
Country:	<input type="text"/>				
State/Province:	<input type="text"/>				
** Postal Code:	<input type="text"/>				
** Required					
Entry Information					
** Class:	<input type="text"/> Pumpkin <input type="text"/> Squash <input type="text"/> Long Gourd <input type="text"/> Tomato				
(choose one)	<input type="text"/> Watermelon <input type="text"/> Field Pkn.				
Weight:	<input type="text"/>				
Exhibition Only?	<input type="checkbox"/>				
DMG?	<input type="checkbox"/>				
Seed (Mother):	<input type="text"/>				
Pollinator (Father):	<input type="text"/>				
Date Seed Started:	<input type="text"/>				
Date Set Outside:	<input type="text"/>				
Date Pollinated:	<input type="text"/>				
Date Removed:	<input type="text"/>				
Number Lobes:	<input type="text"/>				
Plant Size:	<input type="text"/> Square Feet				
Vine Type:	<input type="text"/> Main.....Secondary...				
(choose one)					
Feet on Vine:	<input type="text"/>				
Notes:	<input type="text"/>				
Side-to-Side	End-to-End	Circumference	Total OTT	Est. Weight	% Chart
Measurements (inches):	<input type="text"/>	<input type="text"/>	<input type="text"/>	<input type="text"/>	<input type="text"/>
*Measurements will be made by weighoff crew *					

I ensure the quality of my entered fruit by attesting to the spirit of fairness of competition and fellowship while adhering to all GPC rules and regulations. I have cultivated, nurtured and tended for this pumpkin from planting to harvest.

Signature _____

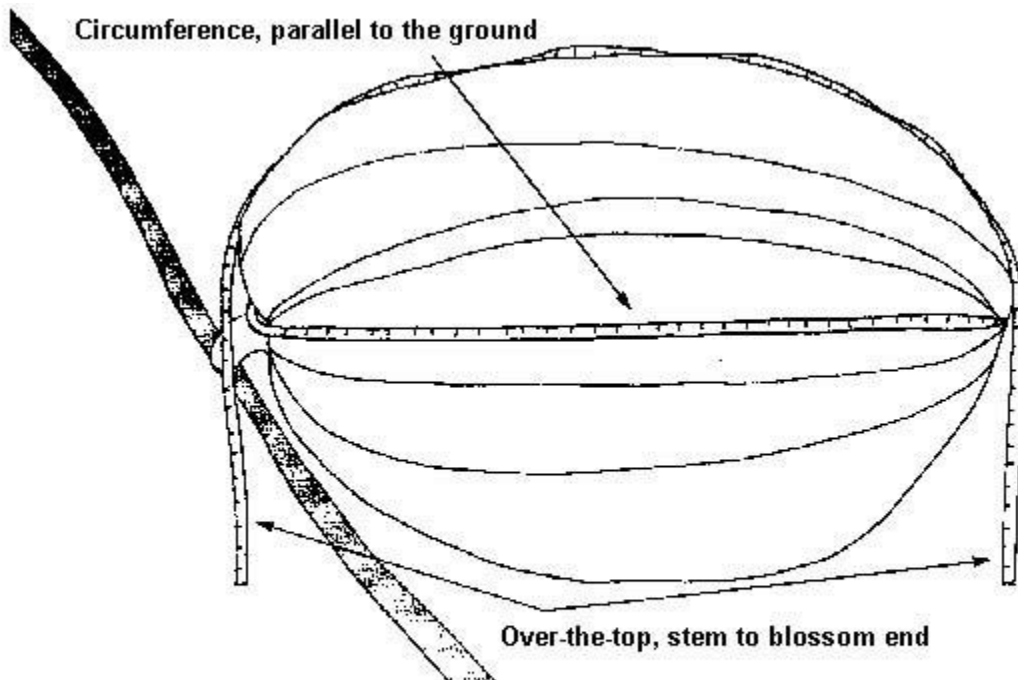
How to Measure a Fruit.

The measurements also should be recorded; We use the three way measure system for determining the estimated weight. Here is a breakdown and illustrations.

To calculate your pumpkin weight, you need to obtain three measurements.

Measure the circumference of the fruit parallel to the ground at stem height.

This is measurement number 1.



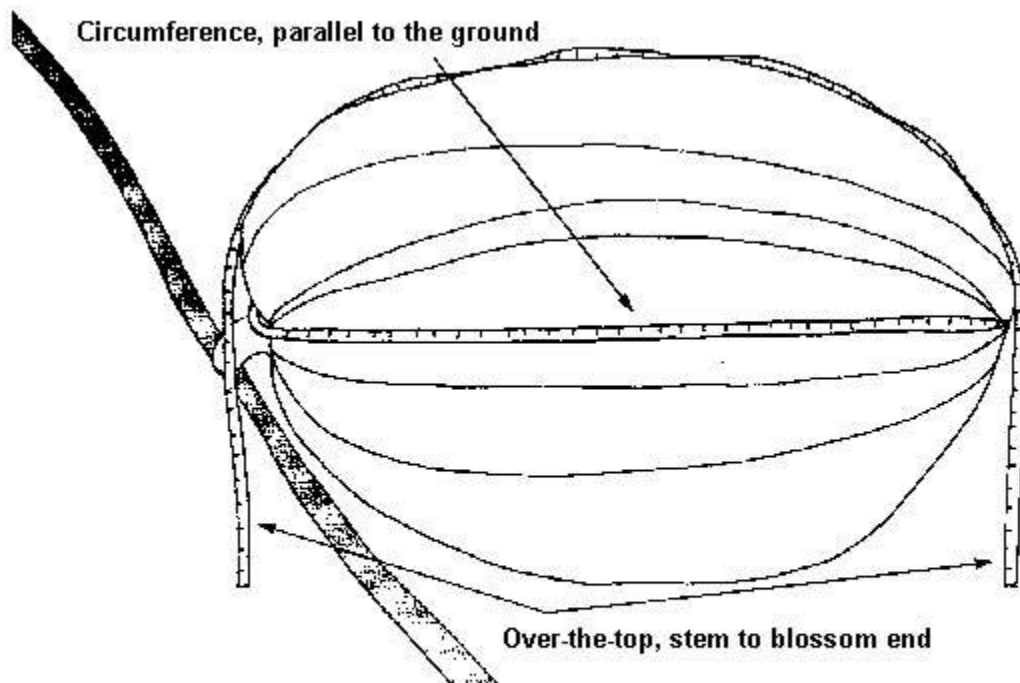
Take the circumference measurement only and find your weight on the Circumference Chart.

The circumference measurement should be taken where you have the largest circumference. It will not always be parallel to the ground. It may be above or below the stem and above or below the blossom point. On most large pumpkins the largest circumference is not at the stem/ blossom level. The largest circumference is necessary to obtain the most accurate weight estimate as most of the circumference measurements used to obtain the weight equations were the largest circumference.

Here are two videos on how to measure OTT:

<https://www.youtube.com/watch?v=Cd1S8gUC-Ew>

<https://www.youtube.com/watch?v=zAY498hHkc4>



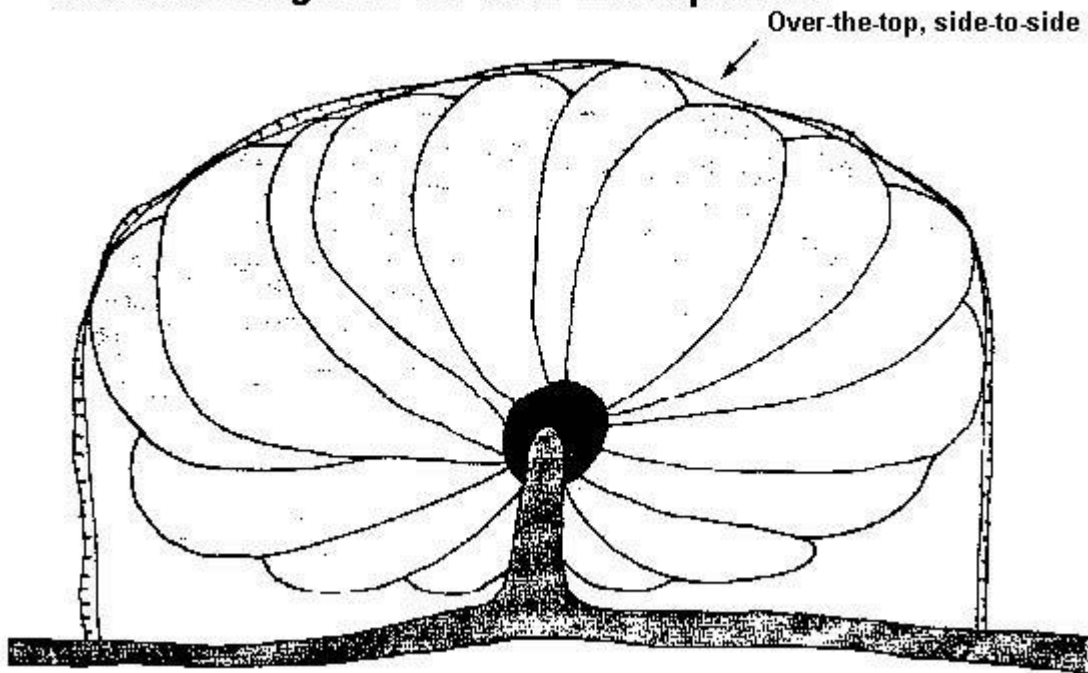
Take the circumference measurement only and find your weight on the Circumference Chart.

Now place your tape at the plant stem to the ground and to the blossom end to the ground. What is the distance from ground to ground? This is measurement number

2.

Now place your tape perpendicular to the plant stem at the widest portion of the pumpkin. Place the tape at the ground on both sides at this wide spot. Is it perpendicular to the plant stem? Now measure the distance from ground contact to ground contact. This is measurement number 3.

Add the three measurements and find your total and estimated weight on the Over-the-Top chart.



Securing a Scale for Weigh off Day and Weighing the Fruit

This is the single most important item you need at your Weigh off.

Generally, fruits are weighed from smallest to biggest. Each fruit is brought to the scale by forklift or similar machine. To achieve the accurate weight and fairness between entries, all lifting and moving items should be removed once the fruit is on the scale. This includes the lifting ring and ties or the lifting tarp. Only the naked fruit on a platform scale will be considered for the official weight. A certified scale is one that has been inspected and certified by a governmental agency and must have a current certification sticker attached to the scale. Scales that have been certified by other qualified agencies for commercial purposes as "legal for trade" are also acceptable.

All sites should use a 4' X 4' platform scale or larger, sitting level on a solid stable surface.

The GPC would prefer a scale to be calibrated to .5 of a pound, weights given in 1 pound increments are acceptable but not preferred.

Most sites rent these from a local scale company, and have the company come and set up the scale. Also it's a good idea to have a representative from the company present during the weigh off, as a precaution, just in case there are scale related issues. If a scale representative cannot be present make sure you get a number for emergency service.

Make sure to have your scale placed on a very sturdy, stable structure if you are locating it above ground, as they need to be on a very solid base. Same attention should be used if placing the scale on the ground to be sure there is a very stable foundation.

Here's a video about scale certification:

<https://www.youtube.com/watch?v=BETp0fWPch8>



A digital display for the scale is recommended for the crowd to see the weight as the fruit is placed.

Unloading of Exhibits

Securing at least one forklift and a lifting harness is a must, as you will be bombarded by multiple entrants arriving at the same time. It is a good practice to off load the fruit once the grower has registered.

To help the equipment operators moving the fruit on site please view this YouTube video:

http://www.youtube.com/watch?v=7c-r9G0cLjg&feature=channel_video_title

Here are some videos to help you get your site organized:

<https://www.youtube.com/watch?v=qNRUO6Z2Zwl>

<https://www.youtube.com/watch?v=KOeYx0k7tw0>

<https://www.youtube.com/watch?v=B8Y3hxzZX2k>



GPC WEIGH OFF - ALL Visual Fruit Inspection

The GPC currently has regulations governing foreign substances and chemical residue. It is your weigh-off site's and grower's responsibility to enforce all GPC regulations to ensure the safety of all concerned at the event. Sites can turn away or disqualify entries as called for with the full backing of the GPC if the weigh off rules are not adhered to. Judges decisions are considered to be final, however the GPC reserves the right to make changes based upon rule violations.

Sites not adhering to GPC Rules should expect GPC intervention and maybe subject to loss of their GPC sanctioning upon multiple violations.

MUST DO Guidelines for visual inspections and display:

Visual Inspection Prior to Unloading must occur.

Examination Criterias

- 1. All entries must be clean and free of foreign substance or chemical residue.**
- 2. All entries must be uncovered and accessible when brought to the offloading or staging area and then remain uncovered for public viewing.**
- 3. All entries will be visually examined PRIOR to offloading by a judge or designated person acting under the direction and on behalf of the site coordinator.**
- 4. All entries found to have chemical residue will not be offloaded. This rule pertains to all classes.**

5. If residue is discovered, the grower will be turned away or directed to a wash station.
 - a. Upon completion of cleaning the grower may return to the offloading or staging location to be re-inspected prior to offloading.
 - b. Upon Approval, the entry may then be offloaded, as long as all other site requirements have been met.
6. If reinspection results in disqualification the grower has the right to call for a judgement by the full team of site judges and coordinator.
7. When the entries are offloaded, the control shifts to the site coordinator.
8. A more thorough exam will then be performed by the site judges for any disqualifying factors.
9. No shade coverings for wetting of the entry will be allowed once offloaded.
10. Sites may allow water jugs to stay on until the fruit moves to the scale. However, the water jugs are to be removed when the stem is cut to meet weigh off requirements.

This checklist should be provided to and understood by all site judges and weigh off coordinators.

For a complete listing off all weigh off rules please see the Weigh Off Hand Book and Site Rules at <https://gpc1.org>

GROW BIG and have a Wonderful time at your weigh off



Article I Weigh-Off Sites and Club/Group

1. A weigh-off site is the actual location where a GPC sanctioned weigh-off occurs.
2. The weigh-off site must have an available representative who the GPC Executive Committee may contact. This person shall act as an official GPC representative.
3. The GPC sanctioned charter to hold an official GPC weigh-off cannot be moved from an official GPC site unless the site representative and the Executive Committee give approval.
4. The GPC site is responsible for the annual GPC charter fee. A club/group may provide the site fee but it is ultimately the responsibility of the site.
 - a. For the northern hemisphere, new site fees along with proper paperwork are due by the first day of May the same calendar year the weigh-off is to be held.
 - b. For the southern hemisphere, the deadline is December first.
 - c. For the northern hemisphere, fees for existing sites along with any site updates are due by the First day of May the same calendar year the weigh-off is to be held.
 - d. For the southern hemisphere, the deadline is January first.
 - e. All site fees received after their deadlines will be subject to a \$100 late fee.
 - f. The Executive Committee reserves the right to deny acceptance of weights for GPC Awards and recognition if the time lines are not met.
 - g. All prizes will be awarded based on the calendar year.
5. The GPC requires each of its sanctioned weigh-off sites be open to all growers who wish to participate. Each site may have their own registration fee as long as these fees are equal for all growers wishing to enter. Each site may have their prize payout structure as they choose as long as the main prizes are available to all growers entered in their weigh-off. The main prize structure shall be defined as the majority of the money and prizes available for all competing growers. Sites may, at their own discretion, offer additional regional bonuses not to exceed the value of the main prize structure.
 - a. The GPC rules will be strictly enforced for weights, fruit soundness, certification of scales, and color as stated herein.
 - b. Each site will be responsible for providing no less than 3 and no more than 5 judges.
 - c. Judges for a weigh-off will consist of any combination of the following: club/grower representative, site coordinator, site representative, experienced growers, or appropriately trained individuals.
 - d. All judges will be responsible to have a complete knowledge of the rules. It will be necessary to have a current copy of the rules present at each site in public view so anyone may reference them.
 - e. If any Judge has his/her entry in question or cannot be present the day of the weigh-off, they will be excused from the Judges panel and another will be appointed in their place from the above mentioned guidelines.
6. Pumpkin clubs/groups are to aid and assist the site in running a GPC sanctioned weigh-off upholding the integrity of the GPC and the weigh-off site.

7. Club/group representative and site coordinator are to be in charge of the gathering of registration, money, weights, measurements, and other information deemed necessary by the Executive Committee and the weighoff site.
8. The site coordinator is primarily responsible to assist any new weighoff site with proper application paperwork for GPC approval and to ensure that fees are paid before deadlines. Existing sites are to be contacted periodically to ensure fees are submitted in the proper time frame and the site is comfortable with the weigh-off arrangement.
9. The club/group representative will be the direct link between the Executive Committee and the growers. All communications from the growers to the Executive Committee and from Executive Committee to the growers will be channeled through this person.
10. A site representative will be responsible for representing the interests of the physical site. This person should be employed by or have authority to dictate the interests of the site itself.
11. Site coordinators, club/group representatives, and site representatives are to work as a team to ensure each site is as accommodating to the growers, site, and GPC as possible upholding the values of fair competition.
 - a. All growers must comply with the rules and regulations set forth at a GPC weigh-off site they wish to participate in. Any additional rules the GPC site wishes to have must be impartial for all growers wishing to participate.
 - b. The above mentioned representatives will also assume responsibility of ensuring the integrity of the fruits and that scales have been calibrated by a recognized weights and measurement business or government agency prior to the weigh-off.

Article II Fruits and Growers

1. The entry must be exhibited by the grower or team. In the case of an emergency where the grower or team cannot be present to exhibit the entry, the site coordinator, club/grower representative, and site representative will make a determination regarding the validity of a grower or team's absence.
 - a. "Grower" is defined as a person who has grown and cared for the entry from planting to harvest.
 - b. "Team" is two growers contributing equally to the care of a fruit/vegetable grown at the **same address** and **exhibited together**.
2. All specimens that will be submitted to the GPC for awards and recognition must be weighed on a certified scale with only the fruit on the scale. Any fruit weighed with a tarp, pallet, or any other lifting device will be classified as an unofficial weight or "EXH".
 - a. A certified scale is one that has been inspected and certified by a governmental agency and must have a current certification sticker attached to the scale. Scales that have been certified by other qualified agencies for commercial purposes as "legal for trade" are also acceptable.
 - b. All sites should use a 4' x 4' platform scale or larger, sitting level on a solid stable surface.
3. No foreign material (i.e.: fungicides, caulking, skin additives et cetera) will be permitted in the weighing of any fruit.

- a. Vines must be trimmed to within one inch of the stem of the fruit.
 - b. The stem itself will not be applicable to judging as stated below.
4. The specimen must be sound, healthy, and undamaged.
 - a. Entries must be free of rot.
 - b. Entries must be free of holes or cracks into the interior cavity of the fruit.
 - c. Small damaged areas are acceptable if naturally healed over with new rind, also known as natural scabs or new cantaloping.



The picture shows late season mouse bites to the outer skin. This level of damage would be acceptable as it does not significantly impact the flesh, or tunnel into the fruit.

- d. The Judges reserve the right to probe cracks, holes, and to dig out soft spots to judge a fruit official or not. Before the Judges can execute any of the previous they must have the grower present.
 - e. Judging is to be completed before a fruit is officially weighed.
 - f. Refusal of any inspection to an entry will cause the entry to be classified exhibition only.
 - g. The GPC does not require site Judges to put any part of their body under the fruit during inspection.**
5. The GPC will recognize one entry per grower or team for top ten average calculations.
 - a. Entries other than the grower's one official entry will be entered as "EXH – exhibition" for legal fruit and "DMG – damaged" for illegal fruit.
 - b. If a grower or team wants to bring multiple entries they must contact the site representative(s) prior to the weigh off day to ensure the site can accommodate their multiple fruit.
 - c. If multiple entries are accepted by the site, the official entry must be declared prior to competition.
6. No specimen will be allowed into competition at a GPC site if that specimen has been previously entered at another competition.

Article III Awards

1. Only the heaviest entry per class by a grower or team will receive GPC awards.
2. The GPC will only recognize one award per fixed address per class. A) A fixed address will be defined as a parcel of land used by growers and/or teams to grow their entries.
3. In the event of a tie of two or more places all entries that are tied will have the same award for the places that are tied added together.
4. GPC awards (i.e. jackets) will be given to a maximum of two persons for one entry (in the event of a team). These awards will be given at the GPC's discretion with the GPC reserving the right to distribute awards as deemed necessary.
5. An entry must be weighed at one of the sanctioned weigh-off sites, on the recognized weigh-off date for that site to be eligible for GPC awards.
6. The GPC will only recognize specimens that have been entered into the Bigpumpkins.com "GPC Weigh Off Results" database for public viewing before November 30th.

Article IV Weigh-off Dates and Mileage Requirements

1. The GPC will recognize a weigh-off period instead of a fixed date. The weigh-off period will start on February 1st and extend to the 31st of October.
2. There shall be no minimum mileage distance recognized between GPC sanctioned weigh-off sites. The Executive Committee will decide as to where and when GPC

sanctioned weigh-off sites will be allowed regardless of distance between sites and calendar dates.


3. All date changes, relative to the calendar year, must be submitted to the GPC steering committee at least 7 months prior to the weighoff. For example, if your weighoff is traditionally held the 1st Saturday in October, a move to a different day would require approval.
4. All rain dates must be submitted for approval by the Executive Committee no later than 3 months before the weigh-off is to be held. All sites must make every concession for fair and inclement weather. Rain dates will only be used in the case of an emergency, after the Executive Committee gives approval to move the weigh-off date to the rain date.
5. The Great Pumpkin Commonwealth and its officially sanctioned sites shall not be held liable for compensation, loss, damage, or injury to any person, exhibit, or personal property

Specific Judging Criteria

Atlantic Giant Pumpkin and Squash

1. Cucurbita Maxima are the variety of giant pumpkin and squash grown for weight.
2. Vines must be trimmed within one inch of the stem of the fruit.
3. The specimen must be sound, healthy, and undamaged.
 - a. Entries must be free of rot.
 - b. Entries must be free of holes or cracks into the interior cavity of the fruit.
 - c. Entries must be free of damaged areas that are greater than 3 inches in diameter and greater than 3 inches deep. Any single damaged area greater than 3 inches deep will classify the fruit as damaged (DMG). The dimensions of the damage will be measured after all soft material has been removed with a spoon, if needed.
 - d. If there are more than two damaged areas, the pumpkin will be disqualified. **If the damaged spot shows signs of healing as shown in Article II 4C the will not count towards a damaged spot.** Superficial Damage caused by lifting straps or small fresh rodent damage will not count towards disqualification.
 - e. Small damaged areas are acceptable if naturally healed over with new rind, also known as natural scabs or new cantaloping.
 - f. **The GPC does not require site Judges to put any part of their body under the fruit during inspection.**
4. Squash will be classified as follows- 100% of the following colors or color combinations: green, blue, and gray. The surface area of the fruit is grown in the garden, not including the portion that was in contact with, or close proximity to the ground will be considered. This area will include the area between the ribs, around the stem, and the blossom end. This will not include any netting (cantaloping), any discoloration caused by the close proximity to the ground, or minimal amounts of striping or mottling associated with some squash. Mottling may appear as white to cream or beige to bronze.

Pumpkins will be all fruit not classified as squash.



The above picture is an excellent example of a True Green squash as defined by the color rule. This fruit clearly shows striping and some mottling as described in the rule.



This example of a True Green Squash shows light colored Cantalouping, some mottling and some white striping that is acceptable.



This example above shows acceptable mottling on the surface of the squash.



This specimen was classified as squash under the old rules but would now be classified as a pumpkin, due to the presence of orange



This fruit although has cantalouping, clearly has pink/ orange showing through and would be classified as a pumpkin.



This specimen has white showing through on the top of the ribs, not in the base and would be classified as a pumpkin.



This specimen also has way too much white/ cream and would be classified as a Pumpkin.

Thumb Rule: If the color of the specimen is at all questionable, it should be classified as a pumpkin.



The Howard Dill Award

This prestigious and highly sought-after award is in honor of **Howard Dill**, known as the “Father of Giant Pumpkin Growing”, from Windsor Nova Scotia. His love of big beautiful orange pumpkins is the reason for this award. Color, symmetry and size are the key elements for having success in this category. Honesty and fair competition were also very important to Howard and the GPC is committed to uphold these beliefs. In order to help achieve all the above, the GPC has established these rules and recommendations for our sites.

RULES

VARIETY – Dill’s Atlantic Giant

No other varieties are allowed

CONDITION OF FRUIT – All GPC RULES APPLY

FOREIGN SUBSTANCE – AS PER GPC RULES

The entry must be free of any and all foreign substances. This includes but is not limited to:

- Oils of any type
- Wax of any type
- Buffing agents of any type
- The entry must be shown in its natural state. (The grower is allowed to hand rub or buff the entry to smooth out the natural shine and color.

DMG entries are not allowed.

If the Judge/Judges believe any of the above criteria is not met then the entry can be disqualified and the Judges decision will be **FINAL**.

If a grower is found to be a repeat offender they can be banned from further competitions.

RECOMMENDATIONS

If a site allows exhibition entries (EXH), these may qualify for the HD award.

JUDGING – Determining the winner of the Howard Dill Award

A) Qualities to look for are a smooth orange/orange-red color.

B) Symmetry of the fruit and freeness of sag lines and mis-shaped areas

C) **SIZE** – most sites have a 500 pound minimum however small sites and sites located in challenging locations may decide to lower or eliminate the size requirement.

VOTING – There are many ways of determining the winner of this award and all are acceptable, however the G.P.C. **RECOMMENDATIONS** are:

Every Giant Pumpkin contestant is given one vote and they may vote for their own providing it meets the above criteria.

In the event of a tie, the heaviest entry wins.



Bushel Gourd

1. It is a *Lagenaria siceraria*.
2. These Gourds are to be measured for weight, not for length. The fruit is round shaped and green, yellow and/or brown in color. Gourds must be sound, clean and free of cracks, splits, holes and rotten spots into the cavity. The vine must be removed within 2.5 cm (1 inch) of the stem.
3. When measuring the circumference do not place the tape over the snout at the base of the stem.
4. Bushel Gourds will cross with Long Gourds and other gourd families. Due to this, it is very important to judge these fruits correctly. Any Bushel Gourds resembling traits of other gourd species shall be marked as DQ.
5. **If a fruit is disqualified in a category it can not be exhibited as another.**

It is vitally important for growers to exercise proper breeding practices to help ensure the future lineages of fruits. Distributing seeds from open pollinated fruits could be harmful towards maintaining pure lines.

Field Pumpkin

These fruits are to be inspected and judged much the same as the giant pumpkins and squash (i.e. trimmed vines, no holes into cavity). They are NOT subject to the color rule-field pumpkins which are still partially or totally green can still be entered into the field pumpkin category legally. Field pumpkins are *cucurbita pepo*, as opposed to "giant" pumpkins, which are *c.maxima*. The defining characteristic of *c. pepo* is a hard, dark green squarish stem.

Varieties such as Prizewinner and Big Max are *c.maxima* and do not have hard green stems. These varieties are not allowed to be entered as field pumpkins.

All rules in Article 2 apply. A damaged spot may not exceed 2 inches in diameter for field pumpkins.

Field Pumpkins and Marrows will cross and Marrows will cross with Field Pumpkins and Zucchini. Due to this, it is very important to judge these fruits correctly. **If a fruit is disqualified in a category it can not be exhibited as another.**

Examples:

1. Orange and green Marrows are to be disqualified and not entered as a Field Pumpkins.

2. Field Pumpkins exhibiting traits of Marrows are to be disqualified and not exhibited as Marrows.

It is vitally important for growers to exercise proper breeding practices to help ensure the future lineages of these two fruits. Distributing seeds from open pollinated fruits could be harmful in maintaining pure lines.



Acceptable Field Pumpkin

Acceptable Field Pumpkin Showing Stem



Unacceptable Field Pumpkins:




This exhibit shows orange and traits of a cross pollination with field pumpkin.

Long Gourds

1. The Long Gourd competition is strictly for length.
2. To obtain a measurement the Long Gourd must be on a horizontal flat surface that will support the entire length of the specimen. Gourds that are measured on their carrying device must not be covered with excessive taping or decorative trimmings. Any possible record-breaking gourd should be taken out of its carrying device and laid on a flat surface for measuring. If the fruit is taped to a support structure, the tape must be removed prior to judging. Any fruits judged taped to a structure will be designated as EXH.
3. **Only a metal tape measure or a carefully calibrated sliding device may be used for the measurement.**
4. No part of the stem will be considered in the total length.

Stems not included



Long Gourds are to be measured for straight length, not weight. No part of the stem will be considered in the total length of the specimen.

5. The measurement must be the straight line horizontal distance from the end of the gourd near the base of the stem to the tip at the blossom end. No curvature of the gourd is to be used to increase the measurement.
6. All specimens must be sound, whole and firm.
7. The tip of the gourd must be firm and in good condition. Those with a tip that is rotten, shriveled or rubbery shall be listed as damaged (DMG).
8. Recognizing that the perfect Long Gourd is a rarity, very minor surface cracks, soft spots and other flaws may be permitted at the discretion of the GPC judges.
9. The long gourd shall only be measured during the year it was grown. Any long gourd entered at a year other than the year it was grown will be disqualified.
10. Long Gourds will cross with other types of gourds; Bird House, Bushel, etc. Due to this it is very important to judge these fruits correctly. If the fruit shows signs of another cross it will be marked as DQ. **No caveman clubs allowed.**
11. **If a fruit is disqualified in a category, it can not be exhibited as another.**



*If the fruit shows signs of another cross it will be marked as DQ. **No caveman clubs allowed.***

Marrow

Cucurbita pepo F

For competition purposes, the following distinctions are made between marrows and zucchini (syn. Courgette). A marrow is grown on a vining plant, a zucchini on a bush-type plant without vines. A marrow generally has rough skin while a zucchini has smooth skin. A marrow is generally quite uniform in thickness while a zucchini tends to taper out towards the blossom end.

Specific Rules:

1. Marrows must be sound with no cracks or holes into the cavity and no major rotten spots. The marrow must be washed clean.
2. The vine must be trimmed with 2.5 centimetres (1 inch) of the stem.
3. For competition purposes marrows may be green with green or yellow striping only. NO orange colouring is accepted. Solid white or yellow fruits also are not accepted.

Marrows will cross with field pumpkins and zucchini and field pumpkins will cross with marrows. Due to this it is very important to judge these fruits correctly. **If a fruit is disqualified in a category, it can not be exhibited as another.**

Examples:

1. Orange and green marrows are to be disqualified and not entered as a field pumpkin.
2. **Field pumpkins exhibiting traits of marrows are to be disqualified and cannot be exhibited as marrows.**

It is vitally important for growers to exercise proper breeding practices to help ensure the future lineages of these two fruits. Distributing seeds from open pollinated fruits could be harmful to both.

All GPC RULES APPLY



Acceptable Marrow

Unacceptable Marrows below: All show the color ORANGE.





GPC - Early Tomato Weigh Off Rules

Rev. 02/08/2021

- The GPC has created an avenue to record and recognize weights of tomatoes harvested prior to the annual weigh off season. This is called the GPC Early Tomato Weigh Off.
- The GPC understands that a grower does not know when he/she will harvest their heaviest tomato of the season due to the fragility of this fruit. In the interest of fairness to all growers and in the interest of genetic record keeping, the GPC will accept additional early tomato entries per grower.
- Results will be recorded in the Early Tomato listing, on the GPC info page on Big Pumpkins.com.
- Once a grower has 3 official entries in the early tomato contest any additional entries must be heavier than the smallest of the grower's previous 3 official entries. The GPC will limit a total of FIVE entries to be recorded per grower.

Please do not exhaust the resources of the GPC for tomatoes that do not need to be recorded. Take your extras to a Weigh Off.

- The GPC will accept entries up until September 30th of each calendar year. Any tomato entered via the early submission Tomato contest are not eligible at any other GPC event. A fruit can only be entered once.
- Early entries MUST be weighed on a legal for trade scale certified by NTEP (national type evaluation program) such as a supermarket deli scale. The scale inspection tag must be current. There are no exceptions to this rule. Home scales are not considered within this contest, certified or not.

Tomato Eligibility Rules

1) All tomatoes must be healthy. A healthy tomato must be free of significant soft spots, mold, decaying spots or any leakage.

2) Skin may be Cracked but not leaking.

3) Tomatoes MUST be weighed on certified scales, as previously listed and calibrated to no less than 2 decimal places in pounds/or pounds and ounces, Kilograms and grams, i.e.: 6 pounds 5.53 ounces or 6.35 lbs).

4) Stem must be cut within 1 inch or 25.4 millimeters of the tomato as previously listed.

DO NOT DAMAGE YOUR FRUIT.

5) Green fruit will be allowed for weigh-off purposes.

6) No frozen specimens will be allowed.

7) The entirety of the fruit flesh must be connected – pictures or video must show this. The more the better.

All Fruits start off as Disqualified!

Once ALL GPC requirements are met then the fruit will be listed as an OFFICIAL fruit for GPC weigh offs. It is up to *the grower* to meet these requirements for an Official Fruit. Take lots of pics from all angles.

Please Print as a Reference a copy of the rules from the GPC website for required Information. This is also to be used for your witnesses. Witness information needed for includes: Name, Phone number, and Email Address.

- The grower must present a copy of the Early Tomato Contest rules to the scale operator and/or any witness/witnesses. They must provide their contact information. Provide this in your online submission.
- Growers must supply several pictures of their tomato on the scale to be Official. The readout should be visible on the picture submitted as often as can be. Additional pictures required for the fruit:
 - ❖ Top of the tomato
 - ❖ Bottom of the tomato, This picture should show the tomato to be connected to all lobes.

- ❖ All sides of the tomato.
- ❖ A picture of the trimmed stem from the tomato cut to 1" parallel to the fruit. Do not damage your fruit cutting the stem if it is deep. One inch from the top of the skin unless it can be lifted up to cut more appropriately.
- ❖ A picture of the scale certification sticker applied on the scale with the tomato on the scale.



Stem cut One inch from the top of the tomato



One inch from top of tomato



Picture of fruit, scale, and weight verification tags!



Picture of 1 side of fruit. Include pics of all sides.



The more pictures the better to verify your achievement.

- Early entries with a circumference of **less than 27 inches** must be witnessed by an Impartial third-party witness, such as the scale operator who has read and understands the rules unless it's a state record, the 25" – 28" rule applies.
- Tomatoes with a circumference of **27 to 30 inches** need to be witnessed by two impartial third- party witnesses who have read and understand the rules.
- Any Tomato **more than 30 inches circumference or challenging The World Record** must be verified by a **GPC Representative or approved GPC grower**. All requirements listed must be met. Extra pictures are recommended for this important fruit. The GPC may leverage Zoom for these purposes.
- Growers must complete and **Submit ONLINE** all the "Early Submission Data for Tomatoes" as found on the GPC web site, resources section. Email to: tomato@gpc1.org within 24 hrs of the specimen being weighed.

Only ONLINE submissions will be considered for the Early Tomato Weigh Off.

GPC Watermelon Rules.

1. All GPC Fruit requirements apply except where listed below.
2. No frozen specimens will be allowed.
3. All rules in **The Specific Judging Criteria** apply, with the exception that a damaged spot **may not** exceed 2 inches in diameter for a watermelon, or more than two damaged areas per fruit.
4. Cracks or damage into the interior flesh will be classified as DMG.
5. Fruit may not show signs of leakage, any liquid coming from fruit will be considered a DMG.
6. No signs of rot or mold will be allowed.



The GPC Steering Committee reserves the rights to make the final decision with contested entries. To contact witnesses, scale owners/operators or other interested parties as deemed necessary.



.